



Invesco Developing Markets Equity Fund

C-Acc Shares

31 May 2024

This marketing communication is for Professional investors in Continental European countries as defined in the important information section, and Dubai. Investors should read the legal documents prior to investing. This document may also be used by financial intermediaries in the United States as defined in the important information section.

Summary of fund objective

The Fund aims to achieve long term capital growth. The Fund seeks to achieve its objective by investing a minimum of 80% of the NAV of the Fund in equity and equity-related securities of companies, whose principal activities are in or are economically tied to a developing market. For the full objectives and investment policy please consult the current prospectus.

Key facts



Justin Leverenz
Managed fund since
August 2019

Share class launch
26 August 2019

Original fund launch
26 August 2019

Legal status
Luxembourg SICAV with UCITS status

Share class currency
USD

Share class type
Accumulation

Fund size
USD 25.29 mn

Reference Benchmark
MSCI Emerging Markets Index (Net Total Return)

Bloomberg code
IDVMECA LX

ISIN code
LU2014290998

Settlement date
Trade Date + 3 Days

Morningstar Rating™
★★★

Risk Indicator ¹
Lower risk Higher risk

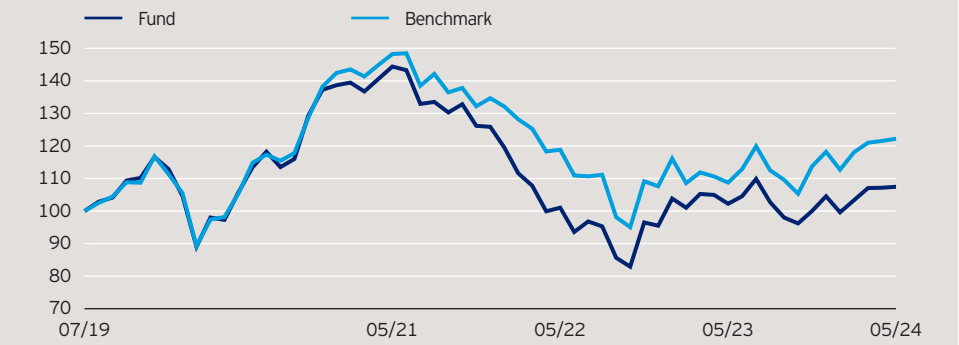


Investment risks

For complete information on risks, refer to the legal documents. The value of investments and any income will fluctuate (this may partly be the result of exchange rate fluctuations) and investors may not get back the full amount invested. As a large portion of the fund is invested in less developed countries, you should be prepared to accept significantly large fluctuations in the value of the fund. The fund may invest in certain securities listed in China which can involve significant regulatory constraints that may affect the liquidity and/or the investment performance of the fund. The fund invests in a limited number of holdings and is less diversified. This may result in large fluctuations in the value of the fund.

Past performance does not predict future returns. Each period starts at the end of the indicated month. The first indicated month may not represent a full month and may start only on the launch/restructuring date indicated in the headline.

Indexed performance 26 August 2019 - 31 May 2024*



Cumulative performance*

in %	YTD	YTQ	1 year	3 years	5 years	10 years
Fund	2.79	2.41	5.12	-25.57	-	-
Benchmark	3.41	2.37	12.39	-17.54	-	-
Composite	2.15	2.06	5.52	-26.14	5.79	16.82
Composite Benchmark	3.41	2.37	12.39	-17.54	19.05	30.07

Calendar year performance*

in %	2019	2020	2021	2022	2023
Fund	-	17.69	-8.28	-24.14	9.48
Benchmark	-	18.31	-2.54	-20.09	9.83
Composite	24.29	17.39	-7.49	-25.08	11.20
Composite Benchmark	18.42	18.31	-2.54	-20.09	9.83

Standardised rolling 12 month performance*

in %	05.14	05.15	05.16	05.17	05.18	05.19	05.20	05.21	05.22	05.23	05.24
Fund	-	-	-	-	-	0.00	48.40	-30.03	1.20	5.12	
Benchmark	-	-	-	-	-	0.00	51.00	-19.83	-8.49	12.39	
Composite	-6.14	-13.03	23.14	16.60	-5.79	-3.08	47.78	-31.05	1.51	5.52	
Composite Benchmark	-0.01	-17.63	27.41	14.03	-8.70	-4.39	51.00	-19.83	-8.49	12.39	

The performance data shown does not take account of the commissions and costs incurred on the issue and redemption of units. Performance is net of fees and expenses, as represented by the Ongoing Charges figure for the specific class and are not GIPS compliant. Returns may increase or decrease as a result of currency fluctuations. The Composite data above represents the unaudited performance of the Invesco Emerging Markets Equity Composite, which inceptioned on 31 December 2007. Past performance of the composite does not predict future performance of the Fund. The investment concerns the acquisition of units in an actively managed fund and not in a given underlying asset.

*Source: © 2024 Morningstar. Indexed performance: Performance of an investment of 100 in share class currency. Gross income re-invested to 31 May 2024 unless otherwise stated. All performance data on this factsheet is in the currency of the share class. Reference Benchmark Source: RIMES. The benchmark index -1/3- is shown for performance comparison purposes only. The Fund does not track the index.

Invesco Developing Markets Equity Fund

C-Acc Shares

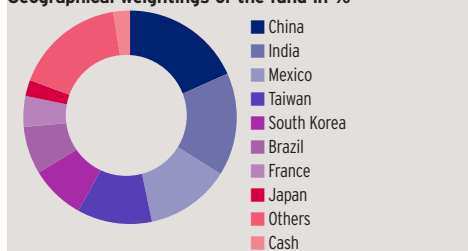
31 May 2024

Issuers and active weights*

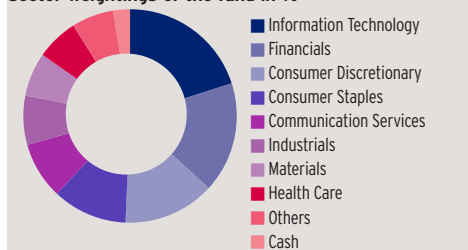
(total holdings: 80)

Top 10 issuers	%	Top 10 overweight	+	Top 10 underweight	-
Taiwan Semiconductor Manufacturing Co Ltd	9.4	Grupo Mexico SAB de CV	4.8	Alibaba Group Holding Ltd	2.2
Tencent Holdings Ltd	6.2	H World Group Ltd	4.8	Reliance Industries Ltd	1.4
Grupo Mexico SAB de CV	5.1	Kotak Mahindra Bank Ltd	4.6	ICICI Bank Ltd	1.0
Kotak Mahindra Bank Ltd	4.9	Fomento Economico Mexicano SAB de CV	2.7	China Construction Bank Corp	0.9
H World Group Ltd	4.9	HDFC Bank Ltd	2.7	Meituan	0.9
Samsung Electronics Co Ltd	4.3	Tata Consultancy Services Ltd	2.6	Hon Hai Precision Industry Co Ltd	0.9
HDFC Bank Ltd	3.4	Pernod Ricard SA	2.4	Petroleo Brasileiro SA	0.9
Tata Consultancy Services Ltd	3.1	PRADA SpA	2.2	Infosys Ltd	0.8
Fomento Economico Mexicano SAB de CV	3.1	Wal-Mart de Mexico SAB de CV	2.2	Al Rajhi Bank	0.5
Wal-Mart de Mexico SAB de CV	2.4	ZTO Express Cayman Inc	2.1	Industrial & Commercial Bank of China Ltd	0.5

Geographical weightings of the fund in %*



Sector weightings of the fund in %*



Geographical weightings*

in %	Fund	Bench mark
China	18.3	27.2
India	15.6	18.1
Mexico	12.8	2.7
Taiwan	11.3	17.9
South Korea	8.3	11.6
Brazil	7.2	4.6
France	4.7	0.0
Japan	2.4	0.0
Others	16.8	17.9
Cash	2.5	0.0

Sector weightings*

in %	Fund	Bench mark
Information Technology	20.0	23.3
Financials	16.8	22.1
Consumer Discretionary	13.9	13.0
Consumer Staples	11.3	5.5
Communication Services	8.6	9.0
Industrials	7.4	7.0
Materials	6.6	7.1
Health Care	6.4	3.2
Others	6.4	9.8
Cash	2.5	0.0

Financial characteristics*

Average weighted market capitalisation	USD 147.12 bn
Median market capitalisation	USD 19.67 bn

NAV and fees

Current NAV

USD 10.68

12 month price high

USD 11.08 (21/05/2024)

12 month price low

USD 9.42 (26/10/2023)

Minimum investment ²

USD 1,000,000

Entry charge

Up to 5.00%

Annual management fee

0.9%

Ongoing charges ³

1.15%

Source: *Invesco. Costs may increase or decrease as result of currency and exchange rate fluctuations. Consult the legal documents for further information on costs. Portfolio weightings and allocations are subject to change. The weightings for each breakdown are rounded to the nearest tenth or hundredth of a percent; therefore, the aggregate weights for each breakdown may not equal 100%. The top 10 overweight and underweight positions represent the largest weighting differences between the fund and the benchmark. **A discretionary cap on multiple components of the total costs is maintained. This discretionary cap may positively impact the performance of the Share Class.**

Invesco Developing Markets Equity Fund

C-Acc Shares

31 May 2024

Important Information

¹The Risk Indicator is subject to change and is correct based on the data available at the time of publication.

²The minimum investment amounts are: USD 1,000,000 / EUR 800,000 / GBP 600,000 / CHF 1,000,000 / SEK 7,000,000. Please contact us or refer to the most up to date Prospectus for details of minimum investment amounts in other currencies.

³The Ongoing Charges figure includes the annual management fee and other administrative or operating costs. It is a percentage of the value of your investment per year. This is an estimate based on actual costs over the last year. It excludes portfolio transaction costs except in the case of an entry or exit charge paid by the Fund when buying or selling shares/units in another fund.

This marketing communication is exclusively for use by Professional investors in Continental Europe and Dubai. This communication may also be used by financial intermediaries in the United States as defined below. It is not intended for and should not be distributed to the public. For the purpose of the distribution of this document, Continental Europe is defined as Austria, Switzerland, Germany, Denmark, Finland, France, Greece, Italy, Luxembourg, Netherlands, Norway, Sweden. By accepting this material, you consent to communicate with us in English, unless you inform us otherwise. Data as at 31 May 2024, unless otherwise stated.

This is marketing material and not financial advice. It is not intended as a recommendation to buy or sell any particular asset class, security or strategy. Regulatory requirements that require impartiality of investment/investment strategy recommendations are therefore not applicable nor are any prohibitions to trade before publication. Views and opinions are based on current market conditions and are subject to change. For information on our funds and the relevant risks, refer to the Key Information Documents/Key Investor Information Documents (local languages) and Prospectus (English, French, German, Spanish, Italian), and the financial reports, available from www.invesco.eu. A summary of investor rights is available in English from www.invescomanagementcompany.lu. The management company may terminate marketing arrangements. Not all share classes of this fund may be available for public sale in all jurisdictions and not all share classes are the same nor do they necessarily suit every investor. Whilst the fund manager considers ESG aspects they are not bound by any specific ESG criteria and have the flexibility to invest across the ESG spectrum from best to worst in class.

© 2024 Morningstar. All rights reserved. The information contained herein: (1) is proprietary to Morningstar and/or its content providers; (2) may not be copied or distributed; and (3) is not warranted to be accurate, complete or timely. Neither Morningstar nor its content providers are responsible for any damages or losses arising from any use of this information.

Issued by Invesco Management S.A., President Building, 37A Avenue JF Kennedy, L-1855 Luxembourg, regulated by the Commission de Surveillance du Secteur Financier, Luxembourg. **Switzerland:** Issued in Switzerland by Invesco Asset Management (Schweiz) AG, who act as representative for the funds distributed in Switzerland. Paying agent in Switzerland: BNP PARIBAS, Paris, Zurich Branch, Selnaustrasse 16 8002 Zürich. The Prospectus, Key Information Document, and financial reports may be obtained free of charge from the Representative. The funds are domiciled in Luxembourg. **Dubai:** Issued for Professional Clients only by Invesco Asset Management Limited, Index Tower Level 6 - Unit 616, P.O. Box 506599, Al Mustaqbal Street, DIFC, Dubai, United Arab Emirates. Regulated by the Dubai Financial Services Authority. **Additional information for financial intermediaries in the United States:** This document is intended for distribution to US financial intermediaries for informational purposes and in relation to their activities with offshore clients only. The Funds are not registered under any US securities law, and may not be offered or sold directly or indirectly in the US, its territories or possessions, nor to any US persons, citizens or residents. The Fund must not be marketed on US soil. Issued in the US by Invesco Distributors, Inc., 11 Greenway Plaza, Suite 1000, Houston, Texas 77046, USA. Invesco Distributors, Inc. is the appointed US sub-distributor of the Invesco Funds SICAV. All entities are indirect, wholly owned subsidiaries of Invesco Ltd.